




MOBeduc
SCHOOL FURNITURE



MOBeduc
SCHOOL FURNITURE





We are a company with more than 20 years of experience in the sector, with presence in the whole national territory through a wide commercial network that attends to all the clients with the maximum professionalism.

Our general target audience are the children's and school environment of all ages, being specialized in the sector of Infant Education (0 to 6 years) where the demands of quality and safety are exhaustive.



QUALITY AND SECURITY



ENVIRONMENTAL COMMITMENT



PERSONAL ATTENTION



WARRANTY AFTER SALE



DELIVERY SERVICE



TECNALIA QUALITY

- Certification of furniture with **TECNALIA** quality seal.

SECURITY

- Interior doors **ANTI-FINGER TRAP** in its closure.
- The central windows of the doors and drawers are made of methacrylate.
- The mirrors are unbreakable and are made of polystyrene.
- Rounded edges, to prevent blows with sharp edges.

MATERIALS

- All the furniture is made of laminated chipboard of 19 mm of thickness for the frame, of 16 and 19 mm for doors and 10 mm for the back.
- Rounded edges of 2mm PVC, finished on both sides.
- Some of the pieces of our furniture are manufactured in MDF laminated board of high pressure (HPL) of 16 mm of thickness, with rounded edges and finished in non-toxic varnish.
- **REMOVABLE.** The assemblies of these pieces of wood are made by means of approaching sleeves system.

CUSTOMIZED FURNITURE

Would you like to adapt your furniture to your space and your needs?
MOBeduc makes it possible. Your furniture, to the millimeter.

①



DESIGN

We will help you design the furniture to suit your needs.
We can adapt our designs or make a design of your idea. Our team will advise you personally to create the furniture you want.

②



FINISHINGS

We have a wide selection of finishes, choose the materials and finishes that best suit your needs.
Take measurements to your space and decide the dimensions of each piece of furniture.

③



ESTIMATE

After receiving all the necessary information, our commercial network will make a personalized quote without commitment. You can select the changes you need and an order confirmation will be necessary.

④



MANUFACTURE

Once the furniture has been designed, the finishes have been selected and confirmed the order by our commercial network, we will proceed to manufacture them.

⑤



SHIPMENT

Our furniture is shipped disassembled, and with them you will be provided with an instruction sheet with which you can easily assemble them, but if you prefer, you can request them assembled to simplify the work for the client.

⑥



GUARANTEE

All our furniture has 5 years guaranteed, with quality and safety endorsed with certifications. Our after-sales warranty will assure a quick solution to any problems during shipment.





TECHNICAL SOLUTIONS

HANGERS TYPES

- Hangers made of polypropylene, with rounded edges.
- Double hanger system.



Red

Blue

Yellow

Green

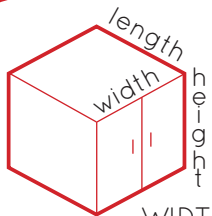


Blue

- Swivel hanger with triple hanger system.



Blue



WIDTH X LENGTH X HEIGHT

MEASURES



DOOR LOCK

- Possibility of incorporate lock to all furniture, so much for individual doors as for door by pair.
- With the same key for an entire classroom or with different keys at lockers.

LEGS / WHEEL OPTIONS

- Leveling PVC feet of 4 cm Ø, with option of two heights; 4 and 8 cm. Compatible with all cabinets. Adjustable to avoid possible unevenness in the floor.



4 cm. Legs



8 cm. Legs

- Wheels 6 cm high, incorporate brake to increase your security. Are not compatible with the high furniture for safety reasons.



Wheels



INCLUDED TRAYS

- If there is no specification in the order, they are supplied as in the photo.
- Plastic trays with option to combine sizes and colors.

HANDLES

- Made of soft and flexible polymer.
- Available in yellow and green.



SECURITY DOORS

- Interior doors with security ANTITRAPPING OF FINGERS in its closing to avoid possible accidents.

Page 9  CLASSROOM FURNITURE	Page 17  TEACHERS FURNITURE	Page 17  BABIES SPECIAL FURNITURE	Page 18  HYGIENIC AREA FURNITURE	Page 20  OTHER PURPOSES FURNITURE
Page 24  IDENTITY AREA FURNITURE	Page 25  SYMBOLIC GAME FURNITURE	Page 26  AUDIO EQUIPMENT FURNITURE	Page 27  LIBRARY FURNITURE	Page 30  ARTISTIC ACTIVITIES FURNITURE
Page 32  LOCKERS	Page 34  INDOOR PLAY AREA	Page 36  WOODEN TABLES AND CHAIR	Page 38  METAL TABLES AND CHAIR	Page 42  CHAIRS AND DESKS

PERSONALIZATION WITH IMAGINE & PRINT



• What is it?

Imagine & Print is our new high resolution digital printing system.

• Where you can print?

We offer the possibility of printing directly on the furniture, all the doors of our standard furniture can be customized to the maximum thanks to Imagine & Print. In addition some furniture offer the possibility of printing the drawers, sides and fronts.

But wood is not the only support can be printed, we can also print on others materials such as methacrylate, cardboard, foamed cardboard, composite, aluminum, adhesives, vinyl, textiles, polypropylene, foamed PVC, etc ...

• How do you order?

You just have to do your order and tell us what you want to print and where.

• What can be printed?

You can choose between a bank of images of your own design or send us your own designs and photographs.

• Quality

High quality digital printing for high resolution images. In order to maintain quality standards on the work carried out, we offer graphic and technical assistance, own designs and customized solutions.

In addition, we have worked hard to achieve a high quality surface finish, such as the special MOBeduc finish.



SUPERLOW



**Storage furniture
1 compartment**

600108

Measures: 36 x 40 x 44 cm.



Storage furniture 1 shelf

600109

Measures: 36 x 40 x 44 cm.



600109 with door

600110

Measures: 36 x 40 x 44 cm.



**Storage furniture
horizontal shelf**

600101

Measures: 90 x 40 x 44 cm.



600101 with doors

600102

Measures: 90 x 40 x 44 cm.



**Storage furniture
4 compartments**

600103

Measures: 90 x 40 x 44 cm.



600103 with doors

600104

Measures: 90 x 40 x 44 cm.



**Storage furniture
2 compartments**

600105

Measures: 90 x 40 x 44 cm.



600105 with doors

600106

Measures: 90 x 40 x 44 cm.



Shelving + 1 trays bay

600111

Measures: 90 x 40 x 44 cm.



Shelving + 2 trays bays

600112

Measures: 90 x 40 x 44 cm.



Shelving corner

600116

Measures: 70 x 70 x 44 cm.

COLOR OPTIONS

BODY FINISHES

Beech E18

White E23

DOORS AND SHELVES

Red E10

Apple E13

Lavender E14

Yellow E17

Beech E18

Orange E19

Darkblue E20

Darkgreen E21

Pink E22

White E23



Seat with trays

600107

Measures: 105 x 40 x 25 cm.



**3 Drawers
methacrylate fronts**

600115

Measures: 133 x 40 x 35 cm.



**4 Drawers
methacrylate fronts**

600114

Measures: 176 x 40 x 35 cm.

Drawers front in 16 mm MDF



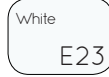
LOW

COLOR OPTIONS

■ BODY FINISHES



■ DOORS AND SHELVES



Storage furniture 1 shelf
600215
Measures: 36 x 40 x 76,5 cm.



600215 with door
600216
Measures: 36 x 40 x 76,5 cm.



600215 with 2 doors
600217
Measures: 36 x 40 x 76,5 cm.



Storage furniture 2 shelves
600201
Measures: 90 x 40 x 76,5 cm.



600201 with doors
600202
Measures: 90 x 40 x 76,5 cm.



600201, WAVE doors
600220
Measures: 90 x 40 x 76,5 cm.



Storage furniture 4 compartments
600203
Measures: 90 x 40 x 76,5 cm.



600203 with doors
600204
Measures: 90 x 40 x 76,5 cm.



600203 with 4 doors
600218
Measures: 90 x 40 x 76,5 cm.



10 compartments
600205
Measures: 90 x 40 x 76,5 cm.

INCLUDED TRAYS



- Plastic trays with option to combine sizes and colors.
- If there is no specification in the order, they are supplied as in the photo.

DIGITAL PRINT



- Furniture with this stamp have the option of digital printing on doors.



6 compartments

600206

Measures: 90 x 40 x 76,5 cm.



600206 with doors

600207

Measures: 90 x 40 x 76,5 cm.



18 compartments

600208

Measures: 90 x 40 x 76,5 cm.



1 trays bay

600209

Measures: 36 x 40 x 76,5 cm.



2 trays bays

600210

Measures: 70 x 40 x 76,5 cm.



Cupboard + 1 trays bay

600211

Measures: 70 x 40 x 76,5 cm.



Shelving + 1 trays bay

600212

Measures: 90 x 40 x 76,5 cm.



2 trays bays +

3 compartments

600213

Measures: 90 x 40 x 76,5 cm.



3 trays bays

600214

Measures: 105 x 40 x 76,5 cm.



Shelving corner

600221

Measures: 70 x 70 x 76,5 cm.





INTERMEDIUM

INCLUDED TRAYS



- Plastic trays with option to combine sizes and colors.
- If there is no specification in the order, they are supplied as in the photo.

COLOR OPTIONS



■ BODY FINISHES



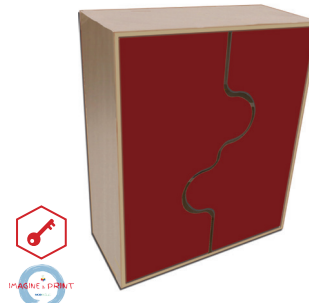
■ DOORS AND SHELVES



Storage furniture 2 shelves
600801
Measures: 90 x 40 x 112 cm.



600801 with doors
600802
Measures: 90 x 40 x 112 cm.



600801 WAVE doors
600821
Measures: 90 x 40 x 112 cm.



Cupboard + shelving
600803
Measures: 90 x 40 x 112 cm.



Shelving + cupboard
600804
Measures: 90 x 40 x 112 cm.



6 compartments
600805
Measures: 90 x 40 x 112 cm.



600805 with doors
600806
Measures: 90 x 40 x 112 cm.



9 compartments
600807
Measures: 90 x 40 x 112 cm.



600807 with doors
600808
Measures: 90 x 40 x 112 cm.



Cupboard + 6 compart.
600809
Measures: 90 x 40 x 112 cm.



6 compart. + cupboard

600810

Measures: 90 x 40 x 112 cm.



15 compartments

600811

Measures: 90 x 40 x 112 cm.



20 compartments

600812

Measures: 90 x 40 x 112 cm.



20 compartments

600813

Measures: 90 x 40 x 112 cm.



27 compartments

600814

Measures: 90 x 40 x 112 cm.



2 trays bays

600815

Measures: 70 x 40 x 112 cm.



Cupboard + 1 trays bay

600816

Measures: 70 x 40 x 112 cm.



Cupboard + 2 trays bays

600817

Measures: 90 x 40 x 112 cm.



Shelving + 1 trays bay

600818

Measures: 90 x 40 x 112 cm.



2 trays bays + 3 comp.

600819

Measures: 90 x 40 x 112 cm.



3 trays bays

600820

Measures: 105 x 40 x 112 cm.



Shelving corner

600825

Measures: 70 x 70 x 112 cm.



Dual access trays bay

600822

Measures: 36 x 45 x 95,5 cm.



2 dual access trays bays

600823

Measures: 70 x 45 x 95,5 cm.



3 dual access trays bays

600824

Measures: 105 x 45 x 95,5 cm.



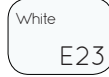
MEDIUM

COLOR OPTIONS

■ BODY FINISHES



■ DOORS AND SHELVES



Storage furniture 3 shelves
600301
Measures: 90 x 40 x 147 cm.



600301 with doors
600302
Measures: 90 x 40 x 147 cm.



600301 WAVE doors
600319
Measures: 90 x 40 x 147 cm.




Cupboard + shelving
600303
Measures: 90 x 40 x 147 cm.



Shelving + cupboard
600304
Measures: 90 x 40 x 147 cm.



12 compartments
600305
Measures: 90 x 40 x 147 cm.



600305 with doors
600306
Measures: 90 x 40 x 147 cm.



Cupboard + 6 compart.
600307
Measures: 90 x 40 x 147 cm.



15 compartments
600308
Measures: 90 x 40 x 147 cm.



Cupboard 4 doors
600309
Measures: 90 x 40 x 147 cm.

INCLUDED TRAYS



- Plastic trays with option to combine sizes and colors.
- If there is no specification in the order, they are supplied as in the photo.

DIGITAL PRINT



- Furniture with this stamp have the option of digital printing on doors.



Cupboard + 18 compart.
600310
Measures: 90 x 40 x 147 cm.



18 compart. + cupboard
600311
Measures: 90 x 40 x 147 cm.



36 compartments
600312
Measures: 90 x 40 x 147 cm.



2 trays bays + 3 compart.
600313
Measures: 90 x 40 x 147 cm.



Shelving + 1 trays bay
600314
Measures: 90 x 40 x 147 cm.



Cupboard 4 doors + trays
600315
Measures: 90 x 40 x 147 cm.



Cupboard + 2 trays bays
600316
Measures: 90 x 40 x 147 cm.



2 trays bays + cupboard
600317
Measures: 90 x 40 x 147 cm.



Cupboard + 1 trays bay
600318
Measures: 90 x 40 x 147 cm.



Shelving corner 40 cm
600320
Measures: 70 x 70 x 147 cm.



HIGH

*** For security these furniture must be affixed to the wall.



Storage furniture 4 shelves

600401

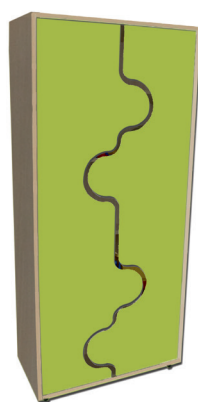
Measures: 80 x 40 x 180 cm.



600401 with doors

600402

Measures: 80 x 40 x 180 cm.



600401 WAVE doors

600410

Measures: 80 x 40 x 180 cm.



Cupboard 4 doors

600403

Measures: 80 x 40 x 180 cm.



**Cupboard 4 doors
and a bookcase**

600407

Measures: 80 x 40 x 180 cm.



Cupboard + 2 shelves

600404

Measures: 80 x 40 x 180 cm.



18 compart. + 2 shelves

600405

Measures: 80 x 40 x 180 cm.



18 compart. + cupboard

600406

Measures: 80 x 40 x 180 cm.



Cupboard + 1 shelf

600408

Measures: 80 x 40 x 180 cm.



Cupboard + 18 compart.

600409

Measures: 80 x 40 x 180 cm.



Shelving corner

600411

Measures: 70 x 70 x 180 cm.

DIGITAL PRINT



• Furniture with this stamp have the option of digital printing on doors.



TEACHERS



Fully extractable drawers with soften and self-closing



**Teacher's desk
with 3 drawers**

600502

Measures: 150 x 70 x 75 cm.



Teacher's desk

600503

Measures: 150 x 70 x 75 cm.

COLOR OPTIONS



BODY FINISHES



DOORS, SHELVES AND WORKTOP



Cupboard + 40 compart.

600504

Dimensiones: 121 x 34 x 158 cm.

BABIES SPECIAL



First steps

601001

Measures: 118 x 40 x 86 cm.



- Solid pine bars (Ø35mm) painted with non-toxic varnish.

Base with stratified sheet

Cube to play

601002

Measures: 100 x 100 x 70 cm.





HYGIENIC AREA

DIGITAL PRINT



Furniture with this stamp have the option of digital printing on doors.

Mattresses sold separately

Fully extractable drawers with soften and self-closing

Sides with color options



Baby changer

600701

Measures: 90 x 70 x 96 cm.



Baby changer + stairs

600708

Measures: 90 x 70 x 91 cm.



Baby changer + 3 doors

600709

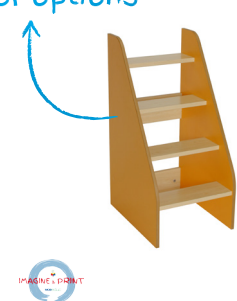
Measures: 120 x 70 x 91 cm.



Baby changer with stairs and drawers

600716

Measures: 90 x 70 x 105 cm.



Stairs

600710

Measures: 40 x 50 x 86 cm.

Wooden frame solid beech

Mirror with wooden back and anti-detachment adhesive sheet



Bend mirror

600714

Measures: 100 x 10 x 40 cm.

COLOR OPTIONS



BODY FINISHES



DOORS AND SHELVES





4 compartments shelf

600702

Measures: 80 x 28 x 22 cm.



4 compartments shelf

600704

Measures: 80 x 28 x 30 cm.



4 compartments shelf

600705

Measures: 120 x 28 x 30 cm.

The shelves with compartments have a color option in dividers and the cabinets have in shelves.



8 compartments shelf

600703

Measures: 80 x 28 x 42 cm.



10 compartments shelf

600706

Measures: 100 x 28 x 42 cm.



12 compartments shelf

600707

Measures: 80 x 28 x 62 cm.



14 compartments shelf

600715

Measures: 140 x 28 x 42 cm.



8 compartments cabinet

600711

Measures: 100 x 28 x 42 cm.



10 compartments cabinet

600712

Measures: 125 x 28 x 42 cm.



12 compartments cabinet

600713

Measures: 100 x 28 x 62 cm.



• Lock option through budget

COLOR OPTIONS



■ BODY FINISHES



■ DOORS AND SEPARATORS





OTHER PURPOSES



4 hooks + 4 compartments

600604

Measures: 80 x 28 x 22 cm.



3 hooks quarter shapes

600618

Measures: 61 x 22 x 28 cm.



3 hooks

CRESCENT shaped sides

600618A

Measures: 61 x 22 x 42 cm.



Shelf color option

Book shelf

600621

Measures: 61 x 22 x 22 cm.



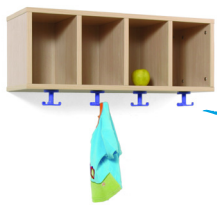
Book shelf

quarter shaped sides

600624

Measures: 61 x 22 x 22 cm.

Rotating hangers made of polypropylene, have rounded edges



4 hooks + 4 compartments

600605

Measures: 80 x 28 x 30 cm.



4 hooks quarter shapes

600619

Measures: 80 x 22 x 28 cm.



4 hooks

CRESCENT shaped sides

600619A

Measures: 80 x 22 x 42 cm.



Book shelf

600622

Measures: 80 x 22 x 22 cm.



Book shelf

quarter shaped sides

600625

Measures: 80 x 22 x 22 cm.

Color option on tabs



4 hooks + 4 compartments

600606

Measures: 120 x 28 x 30 cm.



6 hooks quarter shapes

600620

Measures: 119 x 22 x 28 cm.

Triple hanger system



6 hooks

CRESCENT shaped sides

600620A

Measures: 119 x 22 x 42 cm.



Book shelf

600623

Measures: 119 x 22 x 22 cm.



Book shelf

quarter shaped sides

600626

Measures: 119 x 22 x 22 cm.



8 hooks + 8 compartments

600640

Measures: 80 x 28 x 42 cm.



Rack, 4 color hooks

600646/4

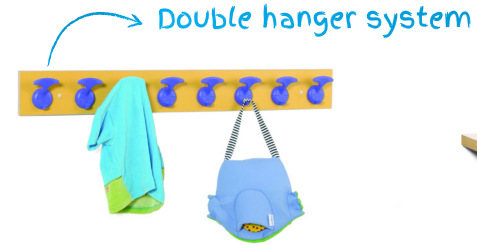
Measures: 50 x 2 x 12 cm.



Shelf + 4 hangers

600655

Measures: 61 x 22 x 22 cm.



Rack, 8 hooks

600607

Measures: 100 x 2 x 12 cm.



Shelf

600608

Measures: 65 x 25 x 3 cm.



10 hooks + 10 compartments

600641

Measures: 100 x 28 x 42 cm.

opción de color en los quesitos



• Hangers are manufactured in polypropylene, have rounded edges and double hanger system

possibility to combine colored hangers and change the color of the board

Shelf + 6 hangers

600656

Measures: 80 x 22 x 22 cm.

Option color in the separators



14 hooks + 14 compartments

600642

Measures: 140 x 28 x 42 cm.



Rack, 8 colour hooks

600646

Measures: 100 x 2 x 12 cm.



Shelf + 8 hangers

600657

Measures: 119 x 22 x 22 cm.

COLOR OPTIONS

■ BODY FINISHES

Beech E18 White E23

■ SEPARATORS, SHELVES & HANGERS BOARD

Red E10 Apple E13 Lavender E14 Yellow E17 Beech E18
Orange E19 Darkblue E20 Darkgreen E21 Pink E22 White E23




OTHER PURPOSES

COLOR OPTIONS



■ BODY FINISHES



■ DOORS, SHELVES AND DRAWER



Shoerack
600603

Measures: 120 x 28 x 87 cm.



Mats and cushions wardrobe
600627

Measures: 120 x 64 x 129 cm.



Open coat rack
600617

Measures: 90 x 40 x 147 cm.



Cupboard 42 length
600637

Measures: 60 x 42 x 90 cm.



Cupboard 60 length
600638


Measures: 60 x 60 x 90 cm.

Fully extractable drawer with softener and self-closing



Fire evacuation cart
600639

Measures: 61 x 120 x 107 cm.



Folding bed
600651C

Measures: 56 x 28 x 112 cm.

Mattress included



Solid pine wood

Radiator covers

600609

Measures: 75 x 16 x 80 cm.

600610

Measures: 100 x 16 x 80 cm.

600611

Measures: 125 x 16 x 80 cm.

600612

Measures: 140 x 16 x 80 cm.

• Possibility of joint worktop in case of ordering several modules

COLOR OPTIONS

■ BODY FINISHES



■ DOORS, FENCE AND QUARTER SHAPES



Bench + shoerack + hanger
5 compartments
600647

Measures: 100 x 40 x 97 cm.



Bench + shoerack + hanger
6 compartments
600648

Measures: 119 x 40 x 97 cm.



Bench + shoerack + hanger
8 compartments
600649


Measures: 158 x 40 x 97 cm.

Seat height 26 cm
(size 1)




Phone locker
600688

Measures: 46 x 25 x 102 cm.



Fence
600643

Measures: 100 x 42 x 79,5 cm.



Fence door
600644

Measures: 100 x 5 x 78,5 cm.



Fence support
600645

Measures: 10 x 10 x 50 cm.

Customizable in size
and number of cells



Phone locker with door
600689

Measures: 46 x 25 x 102 cm.



IDENTITY AREA



Theatre

602001

Measures: 200 x 40 x 198 cm.



Marionette

602015

Measures: 90 x 65 x 131 cm.



ECO Theatre

602016

Measures: 71 x 30 x 115 cm.



Open costumes rack

602002


Measures: 90 x 40 x 132 cm.




Closed costumes rack

602003

Measures: 90 x 40 x 132 cm.



Frame and bars, made of solid beech wood



Mirror

602005

Measures: 120 x 2,5 x 90 cm.

Tempered glass mirror with wooden back and adhesive sheet



Wooden rail for mirror

602006


Measures: 141 x 14 x 25 cm.



BEAR mirror

602017

Measures: 78 x 2 x 126 cm.



Mirror

602018

Measures: 110 x 2 x 60 cm.

COLOR OPTIONS



BODY FINISHES



E18



E23

FRONTS, SIDES AND CEILINGS



E10



E13



E14



E17



E18



E19



E20



E21



E22



E23



Horse costumes rack

602014

Measures: 90 x 40 x 109 cm.



Shock absorber system



Big wooden box

602004

Measures: 80 x 40 x 49 cm.



SYMBOLIC GAME

Faucet and controls, in solid beech wood with non-toxic lacquer finish



Stove
602007

Measures: 40 x 40 x 56 cm.



Sink
602008

Measures: 40 x 40 x 56 cm.



Washing machine
602009

Measures: 40 x 40 x 56 cm.



Fridge
602010

Measures: 40 x 40 x 56 cm.

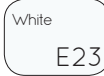


Dishwasher
602011

Measures: 40 x 40 x 56 cm.

COLOR OPTIONS

BODY FINISHES



COLORED PIECES OF EACH FURNITURE



Kitchen table
602019

Measures: Ø 60 x 55 cm.



Kitchen chair
602020

Measures: Ø 28 x 32 cm



Dolls bed
602021

Measures: 35 x 57 x 29 cm.



Supermarket
602013

Measures: 90 x 65 x 131 cm.



Fridge and microwave
602012

Measures: 40 x 40 x 106 cm.



AUDIO EQUIPMENT

• wheels with metal bracket, rubber band and brake



Tv - Video furniture

600901

Measures: 90 x 60 x 134 cm.

COLOR OPTIONS



■ BODY FINISHES

Beech

E18

White

E23

■ DOORS AND SIDES

Red

E10

Apple

E13

Lavender

E14

Yellow

E17

Beech

E18

Orange

E19

Dark blue

E20

Dark green

E21

Pink

E22

White

E23



ELEPHANT computer table

600912

Measures: 80 x 75 x 80 cm.



ADULT computer table

600913

Measures: 100 x 75 x 120 cm.

Sliding plastic blind (metallic gray) with lock



Plastic handles for moving furniture

Metal handles



Tv - Video furniture with blind

600911

Measures: 110 x 65 x 185 cm.



Tv - Video furniture with blind

600910

Measures: 110 x 65 x 152 cm.



CHILDREN'S LIBRARY



Tower book trolley

602101

Measures: 71 x 71 x 119 cm.

Color option on central separator and sides



Oval sides book trolley

602102

Measures: 103 x 60 x 120 cm.



Double side book trolley

602110

Measures: 90 x 60 x 120 cm.

Swing doors



Bookcase display

602116

Measures: 90 x 40 x 112 cm.



Book stand

600902

Measures: 90 x 53 x 96 cm.

COLOR OPTIONS



■ BODY FINISHES

Beech	White
E18	E23

■ SEPARATORS, SHELVES & HANGERS BOARD

Red	Apple	Lavender	Yellow	Beech
E10	E13	E14	E17	E18
Orange	Dark blue	Dark green	Pink	White
E19	E20	E21	E22	E23



CHILDREN'S LIBRARY

Color option on the fronts



Book transporter

602115

Measures: 70 x 50 x 100 cm.

Color option on central separator



Book shelves trolley

600903

Measures: 90 x 50 x 79 cm.

Top sides with color option



Cube book trolley

602103

Measures: 60 x 60 x 60 cm.

Color option on sides



High bookcase trolley

600904

Measures: 80 x 40 x 58 cm.



Low bookcase trolley

600905

Measures: 80 x 40 x 27 cm.

Wheels with double brake and metal support for high load. Continued use.

DIGITAL PRINT



Furniture with this stamp have the option of digital printing on doors.



Double side bookcase trolley

602111

Measures: 80 x 60 x 64 cm.



ELEPHANT library furniture

602114

Measures: 64 x 55 x 94 cm.

COLOR OPTIONS



■ BODY FINISHES



■ SIDES AND SEPARATORS



Sides made of MDF board (16 mm)



2 children bench

602104

Measures: 70 x 40 x 54 cm.



4 children bench

602105

Measures: 138 x 40 x 54 cm.



4 children, double sided bench

602106

Measures: 70 x 66 x 54 cm.



8 children, double sided bench

602107

Measures: 138 x 66 x 54 cm.



4 children double sided bench + bookcase

602108

Measures: 70 x 92 x 54 cm.



8 children double sided bench + bookcase

602109

Measures: 138 x 92 x 54 cm.



LION individual armchair

602112

Measures: 41 x 56 x 58 cm.



LION 2 seats armchair

602113

Measures: 77 x 56 x 58 cm.

• Seat height 26 cm (size 1)

Varnished edges in non-toxic varnish



ARTISTIC ACTIVITIES

COLOR OPTIONS



BODY FINISHES



WORKTOPS, PANELS, FRONTS AND SEPARATORS



Combinable in sizes and color



High security anti-lock system

Big trays, single format



Multi activity table

602201

Measures: 120 x 60 x 50 cm.



Multi activity table

602202

Measures: 120 x 60 x 65 cm.



Gaming table

602203

Measures: 83 x 83 x 49 cm.



Easel 2 children

602204

Measures: 60 x 59 x 98 cm.



Easel 4 children

602205

Measures: 120 x 59 x 98 cm.



High trolley

600906

Measures: 80 x 40 x 58 cm.



Trolley

600907

Measures: 80 x 40 x 27 cm.



Paper storage trolley

602206

Measures: 71 x 49 x 79 cm.



Paper storage trolley + trays

602207

Measures: 105 x 49 x 79 cm.

Color option on central separators

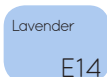
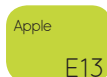
COLOR OPTIONS



BODY FINISHES



DOORS



DIGITAL PRINT



- Furniture with this stamp have the option of digital printing on doors.



Horizontal
10 paper compartments

600908

Measures: 70 x 53 x 57 cm.



Vertical
10 paper compartments

600909

Measures: 70 x 53 x 59 cm.



Shelving + 10 paper compart.

602213

Measures: 105 x 53 x 76,5 cm.



Cupboard +
10 paper compartments

602214

Measures: 105 x 53 x 76,5 cm.



Trays bay +
10 paper compartments

602215

Measures: 105 x 53 x 76,5 cm.



20 paper compartments

602208

Measures: 71 x 53 x 147 cm.



10 paper compartments +
20 cubic compartments

602209

Measures: 71 x 53 x 147 cm.



Cupboard + shelves +
10 paper compartments

602210

Measures: 90 x 53 x 147 cm.



10 paper compartments +
Cupboard + shelves

602211

Measures: 90 x 53 x 147 cm.



10 paper compartments +
Cupboard + shelves

602212

Measures: 105 x 53 x 147 cm.



LOCKERS

Include photo frames of methacrylate on doors



4 children locker

600601

Measures: 70 x 40 x 101 cm.

Hangers with double hook



6 children locker

600602

Measures: 104 x 40 x 101 cm.

Open locker 8 children

600650

Measures: 120 x 30 x 109 cm.

COLOR OPTIONS



■ BODY FINISHES

Beech
E18

White
E23

■ DOORS AND SHELVES

Red
E10

Apple
E13

Lavender
E14

Yellow
E17

Beech
E18

Orange
E19

Darkblue
E20

Darkgreen
E21

Pink
E22

White
E23



2 children locker with keys

600613

Measures: 61 x 40 x 125 cm.



3 children locker with keys

600614

Measures: 90 x 40 x 125 cm.



2 children locker with keys

600615

Measures: 61 x 40 x 147 cm.



3 children locker with keys

600616

Measures: 90 x 40 x 147 cm.



Open coat rack + 3 lockers

600636

Measures: 105 x 40 x 180 cm.

Locks with two keys



Furniture 6 lockers

600651

Measures: 90 x 40 x 112 cm.



Furniture 9 lockers

600652

Measures: 90 x 40 x 112 cm.



15 cm leveling legs



30 cm. width lockers

1 door - Ref. 600628

2 doors - Ref. 600629

3 doors - Ref. 600630

4 doors - Ref. 600631

Measures: 30 x 50 x 195 cm.



Furniture 8 lockers

600653

Measures: 90 x 40 x 147 cm.



Furniture 12 lockers

600654

Measures: 90 x 40 x 147 cm.



40 cm. width lockers

1 door - Ref. 600632

2 doors - Ref. 600633


3 doors - Ref. 600634

4 doors - Ref. 600635

Measures: 40 x 50 x 195 cm.



INDOOR PLAY AREA



Bridge

601101

Measures: 46 x 165 x 95 cm.



Unbreakable polystyrene mirror in the interior

Little house

601102

Measures: 104 x 102 x 139 cm.

COLOR OPTIONS



- BODY FINISHES**
 - Beech E18
 - White E23
- SIDES AND CEILING**
 - Red E10
 - Apple E13
 - Lavender E14
 - Yellow E17
 - Beech E18
 - Orange E19
 - Dark blue E20
 - Darkgreen E21
 - Pink E22
 - White E23

Unbreakable polystyrene mirror in the interior



• Possibility of joining several cubes together

Removable



Individual play cube

601103

Measures: 50 x 50 x 50 cm.



TABLES & CHAIRS


WORKTOP

- Manufactured in MDF laminated board 21 mm thickness, with rounded corners.
- Finished surface and countertop in high pressure laminate (HPL).
- Finished edges in varnish not toxic.



WOODEN LEGS

- Solid round beech wood legs with section Ø50 mm.
- The attachment system between the legs and the worktop, allows to assemble and disassemble the table as many times as you want.



METAL LEGS

- Metallic tube legs section Ø50 mm x 1,5 mm thickness.
- The attachment system between the legs and the worktop, allows to assemble and disassemble the table as many times as you want.

CHAIRS SIZES

CHILD

Size

Seat height

Child height

Age

①

21 cm

80 - 95 cm

1 - 2 years

②

26 cm

93 - 116 cm

2 - 3 years

③

31 cm

108 - 121 cm

3 - 5 years

④

35 cm

119 - 142 cm

5 - 6 years

ADULT

Size

Seat height

Adult height

Age

⑤

38 cm

133 - 159 cm

6 - 8 years

⑥

43 cm

146 - 177 cm

8 - 11 years

⑦

46 cm

159 - 188 cm

+ 12 years

⑧

51 cm

+ 159 cm

+ 12 years

TABLES SIZES

CHILD

Size

Table height

Child height

Age

①

40 cm

80 - 95 cm

1 - 2 years

②

46 cm

93 - 116 cm

2 - 3 years

③

53 cm

108 - 121 cm

3 - 5 years

④

59 cm

119 - 142 cm

5 - 6 years

ADULT

Size

Table height

Adult height

Age

⑤

64 cm

133 - 159 cm

6 - 8 years

⑥

71 cm

146 - 177 cm

8 - 11 years

⑦

76 cm

159 - 188 cm

+ 12 years

⑧

82 cm

+ 159 cm

+ 12 years

WOODEN TABLES & CHAIR



Square table

Child 600550

Measures:

60 x 60 cm. - 600550.60

80 x 80 cm. - 600.55080



Rectangular table

Child 600551

Measures:

120 x 60 cm. - 600551.60

120 x 80 cm. - 600551.80



Trapezoidal table

Child 600552

Measures:

120 x 60 cm.



Semi-round table

Child 600553

Measures:

120 x 60 cm.



Round table

Child 600554

Measures:

Ø 80 cm. - 600554.80

Ø 100 cm. - 600554.100

Ø 120 cm. - 600554.120




1/4 hoop table

Child 600555

Measures:

100 x R 100 cm.



"U" shaped table

Child 600556

Measures:

150 x 100 cm. - 600556.100

150 x 120 cm. - 600556.120



Extension table

Child 600557

Measures:

120 x 45 cm. - 600557.120

150 x 45 cm. - 600557.150



"L" shaped table

Child 600558

Measures:

90 x 90 cm.



Folding table

Child 600501A

Measures:

120 x 65 cm.

COLOR OPTIONS

LEGS

WORKTOP



Rectangular table WAVE

Child 600561.60

Measures:

120 x 60 cm.

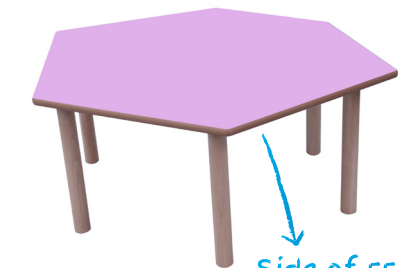


Semi-round table WAVE

Child 600562.120

Measures:

120 x 60 cm.



Hexagonal table

Child 600564

Measures:

Ø 110 cm. Side 55 cm.



Chair
Child 600560

Size 0 - 21 cm. Size 1 - 26 cm.
Size 2 - 31 cm. Size 3 - 35 cm.



Color option on
backs, legs and
worktop

ARCH highchair 4 children
600565.4


Measures: 187 x 65 x 107 cm.
Worktop 76 cm. tall



ARCH highchair 5 children
600565.5

Measures: 200 x 65 x 107 cm.
Worktop 76 cm. tall

Removable cover
easy cleaning



Bench
600566

Measures: 100 x 30 cm.
Talla 0 - 21 cm. Talla 1 - 26 cm.
Talla 2 - 31 cm. Talla 3 - 35 cm.



Highchair foamed seats
600567

Measures: 24 x 29 x 36 cm.



Highchair belt
600570



STRAIGHT highchair 4 children
600568.4

Measures: 184 x 65 x 107 cm.
Worktop 76 cm. tall

LED lights inside
with remote control



Light table
600569

Measures:
100 x 50 cm.



COLOR OPTIONS



■ BODY FINISHES



■ HIGHCHAIR AND BENCH





METAL TABLES & CHAIR



Square table

Child 500103

Measures:

60 x 60 cm. - 500103.60 / 500615.60
80 x 80 cm. - 500103.80 / 500615.80



Rectangular table

Child 500104

Measures:

120 x 60 cm. - 500104.60 / 500616.60
120 x 80 cm. - 500104.80 / 500616.80



Trapezoidal table

Child 500105

Measures:

120 x 60 cm.



Semi-round table

Child 500106

Measures:

120 x 60 cm.



Round table

Child 500107

Measures:

Ø 80 cm. - 500107.80 / 500619.80
Ø 100 cm. - 500107.100 / 500619.100
Ø 120 cm. - 500107.120 / 500619.120




1/4 hoop table

Child 500108

Measures:

100 x R 100 cm.



"U" shaped table

Child 500109

Measures:

150 x 100 cm. - 500109.100
150 x 120 cm. - 500109.120



Extension table

Child 500110

Measures:

120 x 45 cm. - 500110.120 / 500622.120
150 x 45 cm. - 500110.150 / 500622.150



"L" shaped table

Child 500111

Measures:

90 x 90 cm.

LEGS

- Metallic tube section
Ø50 x 1,5 mm.



COLOR OPTIONS



■ LEGS

■ WORKTOP

RAL
9003

Red
E10

Apple
E13

Lavender
E14

Yellow
E17

Beech
E18

Orange
E19

Dark blue
E20

Dark green
E21

Pink
E22

White
E23



Rectangular table WAVE

Child 500112

Measures:

120 x 60 cm.

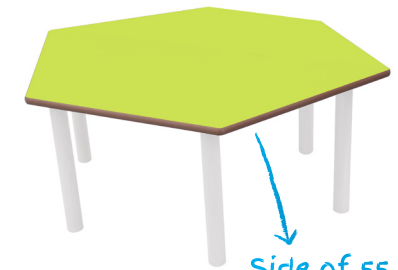


Semi-round table WAVE

Child 500113

Measures:

120 x 60 cm.



Side of 55 cm.

Hexagonal table

Child 500120

Measures:

Ø 110 cm. Side 55 cm.

Stackable chair



Child chair

500401

Size 1 - 26 cm.

Size 2 - 31 cm.

Size 3 - 35 cm.

LED lights inside
with remote control



Light table

500121

Measures:
100 x 50 cm.



Side folding table

height ADJUSTABLE in sizes 1, 2 y 3

500102.120

Measures:

120 x 60 cm.

500102.140

Measures:

140 x 60 cm.

500102.160

Measures:

160 x 60 cm.

500102.180

Measures:

180 X 60 cm.

TABLES SIZES

CHILDISH

Size

Table height

Child height

Age

①

46 cm

93 - 116 cm

2 - 3 years

②

53 cm

108 - 121 cm

3 - 5 years

③

59 cm

119 - 142 cm

5 - 6 years



METAL TABLES



Square table

Adult 500615

Measures:

60 x 60 cm. - 500103.60 / 500615.60
80 x 80 cm. - 500103.80 / 500615.80



Rectangular table

Adult 500616

Measures:

120 x 60 cm. - 500104.60 / 500616.60
120 x 80 cm. - 500104.80 / 500616.80



Trapezoidal table

Adult 500617

Measures:

120 x 60 cm.



Semi-round table

Adult 500618

Measures:

120 x 60 cm.



Round table

Adult 500619

Measures:

Ø 80 cm. - 500107.80 / 500619.80
Ø 100 cm. - 500107.100 / 500619.100
Ø 120 cm. - 500107.120 / 500619.120



1/4 hoop table

Adult 500620

Measures:

100 x R 100 cm.



"U" shaped table

Adult 500621

Measures:

150 x 100 cm. - 500109.100 / 500621.100
150 x 120 cm. - 500109.120 / 500621.120



Extension table

Adult 500622

Measures:

120 x 45 cm. - 500110.120 / 500622.120
150 x 45 cm. - 500110.150 / 500622.150



"L" shaped table

Adult 500623

Measures:

90 x 90 cm.

LEGS

- Metallic tube section
Ø50 x 1,5 mm.



Rectangular table WAVE

Adult 500624

Measures:

120 x 60 cm.



Semi-round table WAVE

Adult 500625

Measures:

120 x 60 cm.



Hexagonal table

Adult 500628

Measures:

Ø 110 cm. Side 55 cm.

TABLES SIZES

ADULT

Size
Table height
Adult height
Age

	④	⑤	⑥
Size	64 cm	71 cm	76 cm
Table height	133 - 159 cm	146 - 177 cm	159 - 188 cm
Adult height	6 - 8 years	8 - 11 years	+ 12 years
Age			

COLOR OPTIONS



■ LEGS

■ WORKTOP

RAL
9003

Red E10	Apple E13	Lavender E14	Yellow E17	Beech E18
Orange E19	Dark blue E20	Dark green E21	Pink E22	White E23



Available in Size 7 - 82 cm.

Side folding table

height ADJUSTABLE in sizes 4, 5, 6 y 7

500605.60

Measures:
120 x 60 cm.

500606.60

Measures:
140 x 60 cm.

500607.60

Measures:
160 x 60 cm.

500608.60

Measures:
180 x 60 cm.

500605.80

Measures:
160 x 60 cm.

500606.80

Measures:
180 X 60 cm.

500607.80

Measures:
160 X 80 cm.

500608.80

Measures:
180 X 80 cm.



Size M (113 cm.)

High MEETING table

500626

Measures:
Ø 70 cm. - 500626.70
Ø 80 cm. - 500626.80
Ø 90 cm. - 500626.90



Size 6 (76 cm.)

Low MEETING table

500627

Measures:
Ø 90 cm. - 500627.90
Ø 100 cm. - 500627.100



CHAIRS AND DESKS

DESKS ARE COMPLETELY DETACHABLES



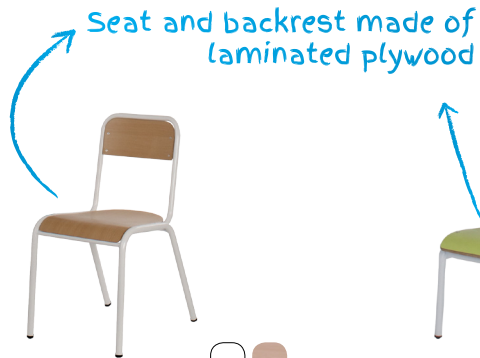
• STACKABLE CHAIRS

CHAIRS SIZES

Size	④	⑤	⑥
Seat height	38 cm	43 cm	46 cm
Adult height	133 - 159 cm	146 - 177 cm	159 - 188 cm
Age	6 - 8 years	8 - 11 years	+ 12 years

DESKS SIZES


Size	④	⑤	⑥
Desk height	64 cm	71 cm	76 cm
Adult height	133 - 159 cm	146 - 177 cm	159 - 188 cm
Age	6 - 8 years	8 - 11 years	+ 12 years



MASTER chair

500901

Measures:
 Size 4 - 38 cm. Size 5 - 43 cm.
 Size 6 - 46 cm.



EXPERT chair

500902

Measures:
 Size 4 - 38 cm. Size 5 - 43 cm.
 Size 6 - 46 cm.



PLUS chair

500903

Measures:
 Size 5 - 43 cm. Size 6 - 46 cm.



Individual FIXED desk

500501

Measures:
 70 x 50 cm.



Ind. ADJUSTABLE SIZE desk

500502

Measures:
 70 x 50 cm.



Double FIXED desk

500503

Measures:
 120 x 50 cm.



Do. ADJUSTABLE SIZE desk

500504

Measures:
 120 x 50 cm.

COLOR OPTIONS



■ LEGS
 RAL 9003 *** Other colors consult

■ WORKTOP

Red E10	Apple E13
Lavender E14	Yellow E17
Beech E18	Orange E19
Dark blue E20	Dark green E21
Pink E22	White E23

***Minimum order of 30 units for adjustable tables.



EDU



CA



TIONAL



AUTONOMY



MOBeduc
SCHOOL FURNITURE

CUSTOMIZED FURNITURE



Would you like to adapt your furniture to your space and your needs?
MOBeduc makes it possible. Your furniture, to the millimeter.

①



DESIGN

We will help you design the furniture to suit your needs.
We can adapt our designs or make a design of your idea. Our team will advise you personally to create the furniture you want.

②



FINISHINGS

We have a wide selection of finishes, choose the materials and finishes that best suit your needs.
Take measurements to your space and decide the dimensions of each piece of furniture.

③



ESTIMATE

After receiving all the necessary information, our commercial network will make a personalized quote without commitment. You can select the changes you need and an order confirmation will be necessary.

④



MANUFACTURE

Once the furniture has been designed, the finishes have been selected and confirmed the order by our commercial network, we will proceed to manufacture them.

⑤



SHIPMENT

Our furniture is shipped disassembled, and with them you will be provided with an instruction sheet with which you can easily assemble them, but if you prefer, you can request them assembled to simplify the work for the client.

⑥



GUARANTEE

All our furniture has 5 years guaranteed, with quality and safety endorsed with certifications.
Our after-sales warranty will assure a quick solution to any problems during shipment.





Psychomotricity

46

Security

50

Storage

52

Other uses

58



Labyrinth - Tunnel

Ref. EM 1000

Measures:
120 x 42 x 42 cm.

References:
EM/B1000 Birch
EM/DM1000E18 Beech MDF
EM/DM1000E23 White MDF



Small Cube

Ref. EM 1001

Measures:
42 x 42 x 42 cm.

References:
EM/B1001 Birch
EM/DM1001E18 Beech MDF
EM/DM1001E23 White MDF



Staircase - Seesaw

Ref. EM 1010


Measures:
120 x 50 x 36 cm.

References:
EM/B1010 Birch
EM/DM1010E18 Beech MDF
EM/DM1010E23 White MDF

C

MATERIALS/FINISHES

	<table style="width: 100%; border-collapse: separate; border-spacing: 2px;"> <tr> <td style="text-align: center;"></td> <td style="text-align: center;"></td> </tr> <tr> <td style="text-align: center; font-weight: bold;">E18</td> <td style="text-align: center; font-weight: bold;">E23</td> </tr> </table>			E18	E23
E18	E23				



Labyrinth - Tunnel L

Ref. EM 1002

Measures:
120 x 100 x 42 cm.

References:
EM/B1002 Birch
EM/DM1002E18 Beech MDF
EM/DM1002E23 White MDF



Crawling cave

Ref. EM 1003

Measures:
80 x 40 x 40 cm.

References:
EM/B1003 Birch
EM/DM1003E18 Beech MDF
EM/DM1003E23 White MDF




Mirrored pyramid

Ref. EM 1004

Measures:
100 x 80 x 67 cm.

References:
EM/B1004 Birch
EM/DM1004E18 Beech MDF
EM/DM1004E23 White MDF



Mirrored cube

Ref. EM 1005

Measures:
100 x 80 x 100 cm.

References:
EM/B1005 Birch
EM/DM1005E18 Beech MDF
EM/DM1005E23 White MDF



Big pyramid with bars

Ref. EM 1006

Measures:
80 x 85 x 74 cm.

References:
EM/B1006 Birch



Small pyramid with bars

Ref. EM 1007

Measures:
60 x 49 x 42 cm.

References:
EM/B1007 Birch



Pyramid footbridge

Ref. EM 1008

Measures:
160 x 38 x 6 cm.

References:
EM/B1008 Birch



Pyramids and footbridge set

Ref. EM 1009

Measures:
280 x 85 x 74 cm.

References:
EM/B1009 Birch

Combinations:



EM 1006

EM 1008



EM 1006

EM 1008

EM 1007



Footbridge - Seesaw

Ref. EM 1011

Measures:
120 x 30 x 20 cm.

References:
EM/B1011 Birch



Platform I

Ref. EM 1012

Measures:
30 x 60 x 10 cm.

References:

EM/B1012	Birch
EM/DM1012E18	Beech MDF
EM/DM1012E23	White MDF



Platform II

Ref. EM 1013

Measures:
40 x 60 x 10 cm.

References:

EM/B1013	Birch
EM/DM1013E18	Beech MDF
EM/DM1013E23	White MDF



Platform III

Ref. EM 1014

Measures:
100 x 100 x 10 cm.

References:

EM/B1014	Birch
EM/DM1014E18	Beech MDF
EM/DM1014E23	White MDF



Platform IV

Ref. EM 1015

Measures:
30 x 60 x 20 cm.

References:

EM/B1015	Birch
EM/DM1015E18	Beech MDF
EM/DM1015E23	White MDF



Platform V

Ref. EM 1016

Measures:
60 x 60 x 20 cm.

References:

EM/B1016	Birch
EM/DM1016E18	Beech MDF
EM/DM1016E23	White MDF



Platform VI

Ref. EM 1017

Measures:
60 x 60 x 30 cm.

References:

EM/B1017	Birch
EM/DM1017E18	Beech MDF
EM/DM1017E23	White MDF



Platform VII

Ref. EM 1018

Measures:
100 x 100 x 50 cm.

References:

EM/B1018	Birch
EM/DM1018E18	Beech MDF
EM/DM1018E23	White MDF



Staircase

Ref. EM 1022

Measures:
50 x 50 x 90 cm.

References:

EM/B1022	Birch
EM/DM1022E18	Beech MDF
EM/DM1022E23	White MDF



Ramp I

Ref. EM 1019

Measures:
60 x 60 x 20 cm.

References:

EM/B1019	Abedul
EM/DM1019E18	MDF Haya
EM/DM1019E23	MDF Blanco



Ramp II

Ref. EM 1020

Measures:
95 x 60 x 30 cm.

References:

EM/B1020	Abedul
EM/DM1020E18	MDF Haya
EM/DM1020E23	MDF Blanco



Ramp III

Ref. EM 1021

Measures:
100 x 50 x 50 cm.

References:

EM/B1021	Abedul
EM/DM1021E18	MDF Haya
EM/DM1021E23	MDF Blancoñ


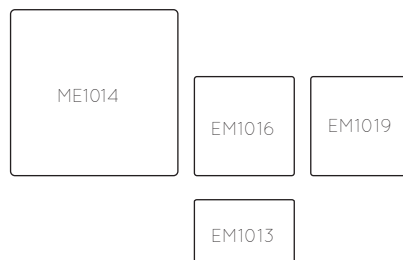
MATERIALS/FINISHES



Device I

Ref. EM 1023


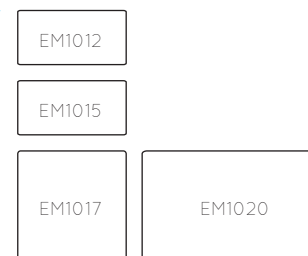
COMBINATION



Device II

Ref. EM 1024

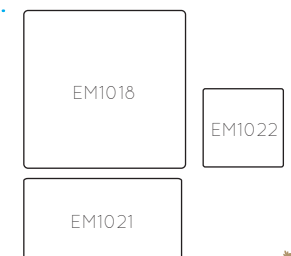
COMBINATION



Device III


Ref. EM 1025

COMBINATION





SECURITY



Fence with bench

Ref. EM 2000

Measures:
150 x 30 x 87 cm.

References:

EM/B2000	Birch
EM/DM2000E18	Beech MDF
EM/DM2000E23	White MDF



Door fence

Ref. EM 2001

Measures:
90 x 3 x 87 cm.

References:

EM/B2001	Birch
EM/DM2001E18	Beech MDF
EM/DM2001E23	White MDF




Mobile fence infants 100

Ref. EM 2002

Measures:
100 x 50 x 50 cm.

References:

EM/B2002	Birch
EM/DM2002E18	Beech MDF
EM/DM2002E23	White MDF



Mobile fence infants 150

Ref. EM 2003

Measures:
150 x 50 x 50 cm.

References:

EM/B2003	Birch
EM/DM2003E18	Beech MDF
EM/DM2003E23	White MDF



Mobile fence 100

Ref. EM 2004

Measures:
100 x 50 x 50 cm.

References:

EM/B2004	Birch
----------	-------



Mobile fence 150

Ref. EM 2005

Measures:
150 x 50 x 50 cm.

References:

EM/B2005	Birch
----------	-------



Fence with bars 120

Ref. EM 2006

Measures:
120 x 30 x 50 cm.

References:

EM/B2006	Birch
EM/DM2006E18	Beech MDF
EM/DM2006E23	White MDF



Fence with bars 180

Ref. EM 2007

Measures:
180 x 30 x 50 cm.

References:

EM/B2007	Birch
EM/DM2007E18	Beech MDF
EM/DM2007E23	White MDF

MATERIALS

Natural birch plywood

Made of 18 mm thick board with rounded edges with a radius of curvature of 6 mm and Ø35 solid pinewood bars, finished with water-based, ecological and non-toxic varnish.


MDF bi-laminated Beech or White

Made of 16 mm thick board, rounded edges with 6 mm radius and 19 mm thick bi-laminated agglomerate board. Ø35 mm solid pine wood rods, finished with water-based, ecological and non-toxic varnish.





STORAGE



Wall shelving 2 levels

Ref. EM 3000

Measures:
110 x 30 x 40 cm.

References:

EM/B3000	Birch
EM/DM3000E18	Beech MDF
EM/DM3000E23	White MDF



Wall shelving 3 levels

Ref. EM 3001

Measures:
100 x 30 x 80 cm.

References:

EM/B3001	Birch
EM/DM3001E18	Beech MDF
EM/DM3001E23	White MDF



Shelf unit 3 levels

Ref. EM 3002

Measures:
110 x 30 x 50 cm.

References:

EM/B3002	Birch
EM/DM3002E18	Beech MDF
EM/DM3002E23	White MDF



Shelf unit 4 compartments

Ref. EM 3003

Measures:
30 x 60 x 20 cm.

References:

EM/B3003	Birch
EM/DM3003E18	Beech MDF
EM/DM3003E23	White MDF



Drawer with divider

Ref. EM 3004

Measures:
45 x 40 x 26 cm.

References:

EM/B3004	Birch
EM/DM3004E18	Beech MDF
EM/DM3004E23	White MDF




Bench with drawers

Ref. EM 3005

Measures:
120 x 40 x 29 cm.

References:

EM/B3005	Birch
EM/DM3005E18	Beech MDF
EM/DM3005E23	White MDF



Bench with 3 openings

Ref. EM 3006

Measures:
120 x 40 x 37 cm.

References:

EM/B3006	Birch
EM/DM3006E18	Beech MDF
EM/DM3006E23	White MDF



Mobile drawer

Ref. EM 3007

Measures:
37 x 38 x 22 cm.

References:

EM/B3007	Birch
EM/DM3007E18	Beech MDF
EM/DM3007E23	White MDF

WHEELS INCLUDED





OPTION WHEELS



Corner unit 3 levels

Ref. EM 3010

Measures:
150 x 40 x 100 cm.

References:

EM/B3010	Birch
EM/DM3010E18	Beech MDF
EM/DM3010E23	White MDF



OPTION WHEELS



Corner unit 2 levels

Ref. EM 3500

Measures:
150 x 40 x 65 cm.


References:

EM/B3500	Birch
EM/DM3500E18	Beech MDF
EM/DM3500E23	White MDF

C

MATERIALS/FINISHES

 Backplate	 Birch
 Laminated MDF	 Beech E18
	 White E23



OPTION WHEELS



Vertical bookcase

Ref. EM 3012

Measures:
104 x 40 x 100 cm.

References:

EM/B3012	Birch
EM/DM3012E18	Beech MDF
EM/DM3012E23	White MDF



Curved shelving 4 levels

Ref. EM 3019

Measures:
90 x 40 x 100 cm.

References:

EM/B3019	Birch
EM/DM3019E18	Beech MDF
EM/DM3019E23	White MDF



OPTION WHEELS



Under shelving 3 levels

Ref. EM 3509

Measures:
110 x 40 x 65 cm.

References:

EM/B3509	Birch
EM/DM3509E18	Beech MDF
EM/DM3509E23	White MDF



Curved under shelving 3 levels

Ref. EM 3510

Measures:
150 x 40 x 65 cm.

References:

EM/B3510	Birch
EM/DM3510E18	Beech MDF
EM/DM3510E23	White MDF



STORAGE



OPTION WHEELS



Inclined bookcase

Ref. EM 3011

Measures:
104 x 40 x 100 cm.

References:

EM/B3011	Birch
EM/DM3011E18	Beech MDF
EM/DM3011E23	White MDF



OPTION WHEELS



Under shelving 3 levels

Ref. EM 3501

Measures:
104 x 40 x 65 cm.

References:

EM/B3501	Birch
EM/DM3501E18	Beech MDF
EM/DM3501E23	White MDF



OPTION WHEELS



Inclined under shelving

Ref. EM 3502

Measures:
104 x 40 x 65 cm.

References:

EM/B3502	Birch
EM/DM3502E18	Beech MDF
EM/DM3502E23	White MDF



OPTION WHEELS




Bookcase bench and 2 levels

Ref. EM 3512

Measures:
110 x 40 x 65 cm.

References:

EM/B3512	Birch
EM/DM3512E18	Beech MDF
EM/DM3512E23	White MDF



Book display shelf

Ref. EM 3008

Measures:
110 x 17 x 28 cm.

References:

EM/B3008	Birch
EM/DM3008E18	Beech MDF
EM/DM3008E23	White MDF



OPTION WHEELS



Shelf unit 4 levels

Ref. EM 3009

Measures:
104 x 40 x 100 cm.

References:

EM/B3009	Birch
EM/DM3009E18	Beech MDF
EM/DM3009E23	White MDF



OPTION WHEELS




Under bookcase and 2 boxes

Ref. EM 3511

Measures:
150 x 40 x 65 cm.

References:

EM/B3511	Birch
EM/DM3511E18	Beech MDF
EM/DM3511E23	White MDF



OPTION WHEELS



Bookcase library

Ref. EM 3020

Measures:
110 x 40 x 110 cm.

References:

EM/B3020	Birch
EM/DM3020E18	Beech MDF
EM/DM3020E23	White MDF



OPTION WHEELS




Cube tray 3 columns

Ref. EM 3013

Measures:
104 x 40 x 100 cm.

References:

EM/B3013	Birch
EM/DM3013E18	Beech MDF
EM/DM3013E23	White MDF



OPTION WHEELS




Cube tray and shelf

Ref. EM 3514

Measures:
104 x 40 x 100 cm.

References:

EM/B3014	Birch
EM/DM3014E18	Beech MDF
EM/DM3014E23	White MDF



OPTION WHEELS



3-column low cube tray

Ref. EM 3503

Measures:
104 x 40 x 65 cm.

References:

EM/B3503	Birch
EM/DM3503E18	Beech MDF
EM/DM3503E23	White MDF



OPTION WHEELS




Low cube tray and shelf

Ref. EM 3504

Measures:
104 x 40 x 65 cm.

References:

EM/B3504	Birch
EM/DM3504E18	Beech MDF
EM/DM3504E23	White MDF



COMBINABLE TRAYS
IN SIZE AND COLOUR



STORAGE

OPTION WHEELS



12-box cabinet

Ref. EM 3015

Measures:
139 x 40 x 100 cm.

References:
EM/B3015 Birch
EM/DM3015E18 Beech MDF
EM/DM3015E23 White MDF

OPTION WHEELS



9-box cabinet

Ref. EM 3016

Measures:
104 x 40 x 100 cm.

References:
EM/B3016 Birch
EM/DM3016E18 Beech MDF
EM/DM3016E23 White MDF

OPTION WHEELS



Shelf cabinet

Ref. EM 3017

Measures:
104 x 40 x 100 cm.

References:
EM/B3017 Birch
EM/DM3017E18 Beech MDF
EM/DM3017E23 White MDF

OPTION WHEELS



6-box cabinet with doors

Ref. EM 3018

Measures:
104 x 40 x 100 cm.

References:
EM/B3018 Birch
EM/DM3018E18 Beech MDF
EM/DM3018E23 White MDF

OPTION WHEELS



8-box low cabinet

Ref. EM 3505

Measures:
139 x 40 x 65 cm.

References:
EM/B3505 Birch
EM/DM3505E18 Beech MDF
EM/DM3505E23 White MDF

OPTION WHEELS



6-box low cabinet

Ref. EM 3506

Measures:
104 x 40 x 65 cm.

References:
EM/B3506 Birch
EM/DM3506E18 Beech MDF
EM/DM3506E23 White MDF

OPTION WHEELS



Low shelf cabinet

Ref. EM 3507

Measures:
104 x 40 x 65 cm.

References:
EM/B3507 Birch
EM/DM3507E18 Beech MDF
EM/DM3507E23 White MDF

OPTION WHEELS



4-box low shelf cabinet

Ref. EM 3508

Measures:
104 x 40 x 65 cm.

References:
EM/B3508 Birch
EM/DM3508E18 Beech MDF
EM/DM3508E23 White MDF



OPTION WHEELS



Mirror cabinet with 2 boxes

Ref. EM 3513

Measures:
120 x 40 x 65 cm.

References:

EM/B3513	Birch
EM/DM3513E18	Beech MDF
EM/DM3513E23	White MDF



OPTION WHEELS



Sensory table and 2 buckets

Ref. EM 3514

Measures:
110 x 40 x 44 cm.

References:

EM/B3514	Birch
EM/DM3514E18	Beech MDF
EM/DM3514E23	White MDF



C

MATERIALS/FINISHES



Backplate



Birch



Laminated MDF



Beech
E18



White
E23



OTHER USES



Changing table + mattress

Ref. EM 4000

Measures:
90 x 65 x 50 cm.

References:

EM/B4000	Birch
EM/DM4000E18	Beech MDF
EM/DM4000E23	White MDF



Children's bed + mattress

Ref. EM 4001

Measures:
105 x 55 x 34 cm.

References:

EM/B4001	Birch
EM/DM4001E18	Beech MDF
EM/DM4001E23	White MDF



Learning tower

Ref. EM 4008

Measures:
40,5 x 38 x 86 cm.

References:

EM/B4008	Birch
----------	-------




Highchair

Ref. EM 4002

Measures:
160 x 75 x 76 cm.

References:

EM/B4002E18	Plywood Beech
EM/B4002E23	Plywood White
EM/DM4002E18	Beech MDF
EM/DM4002E23	White MDF



Three-position chair

Ref. EM 4007

Measures:
34 x 31 x 35 cm.

References:

EM/B4007	Birch
----------	-------



Sensory table

Ref. EM 4003

Measures: (Height adjustable)

120 x 60 cm. Size 1: 46 cm
 Size 2: 53 cm
 Size 3: 59 cm

References:

EM/B4003E18 Plywood Beech
 EM/B4003E23 Plywood White
 EM/DM4003E18 Beech MDF
 EM/DM4003E23 White MDF



OTHER COLOURS OF TRAY ON REQUEST

OPTION LEGS



Table with buckets

Ref. EM 4004

Measures:

Ø110 cm. Size 1: 46 cm
 Size 2: 53 cm
 Size 3: 59 cm

References:

EM/B4004E18 Plywood Beech
 EM/B4004E23 Plywood White
 EM/DM4004E18 Beech MDF
 EM/DM4004E23 White MDF

MATERIALS/FINISHES



OPTION LEGS



Table with mirror

Ref. EM 4006

Measures:

120 x 60 cm. Size 1: 46 cm
 Size 2: 53 cm
 Size 3: 59 cm

References:

EM/B4006 Birch



OPTION LEGS



Table with light

Ref. EM 4005

Measures:

100 x 50 cm. Size 1: 46 cm
 Size 2: 53 cm
 Size 3: 59 cm

References:

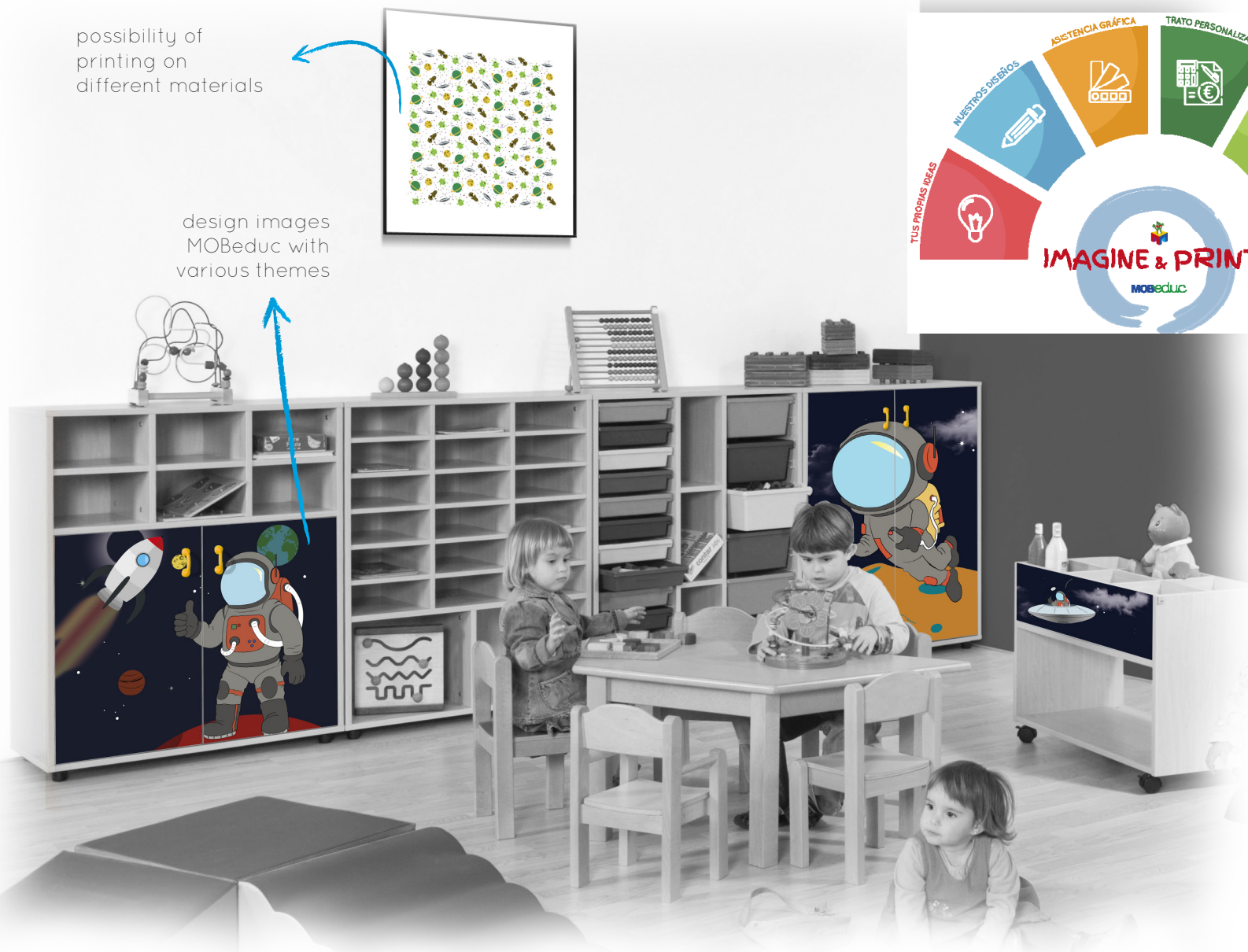
EM/B4005 Birch



MORE THAN 20 YEARS OF EXPERIENCE IN THE SECTOR.
WE PRODUCE STANDARD AND CUSTOM FURNITURE.




possibility of
printing on
different materials

design images
MOBeduc with
various themes







MOBEKIP GROUP, S.L.U.

Vía Romana, s/n
E-31520 Cascante (Navarra)
- SPAIN -

Tel. +34 948 850 384
Email: export@mobeduc.com



www.mobeduc.com

follow us:



www.mobeduc.com